



**MHRD**

Government of India  
Ministry of Human Resource Development


# **NATIONAL AWARD TO TEACHERS 2017**

## **INSTRUCTIONS TO APPLY – NAT 2017**

## STEPS TO ACCESS THE INFORMATION

A Web portal and a Mobile app have been developed for applicants to complete self

**Option:  
1  
MOBILE APP**



National Awards to teachers 2017

APP can be downloaded from **google play store**

Detailed instructions of mobile app are from page no. 10 to 17

**CLICK ON REGISTER**

nomination



**FILL BASIC INFORMATION**



**CLICK SUBMIT**



**LOGIN**



**ENTER YOUR MOBILE NO.  
& PASSWORD**

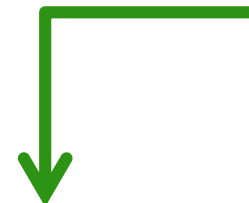


**COMPLETE EVERY SECTION  
, SAVE EVERY SECTION  
AND CONTINUE**



**FINAL SUBMIT**

**Option:  
2  
WEBSITE**



<http://www.nationalawardtoteachers.com/index.html>

Detailed instructions of web portal are from page no. 3 to

# STEP BY STEP PROCEDURE TO FOLLOW IN WEBPORTAL



www.nationalawardtoteachers.com/index.html

**MHRD** National Award to Teachers 2017  
Ministry of Human Resource Development, Government of India

**APPLY NOW**

HOME ABOUT THE AWARDS GALLERY CONTACT US APPLY FOR AWARDS LOGIN

## REGISTRATION

**15<sup>th</sup> June, 2018 - 30<sup>th</sup> June, 2018**

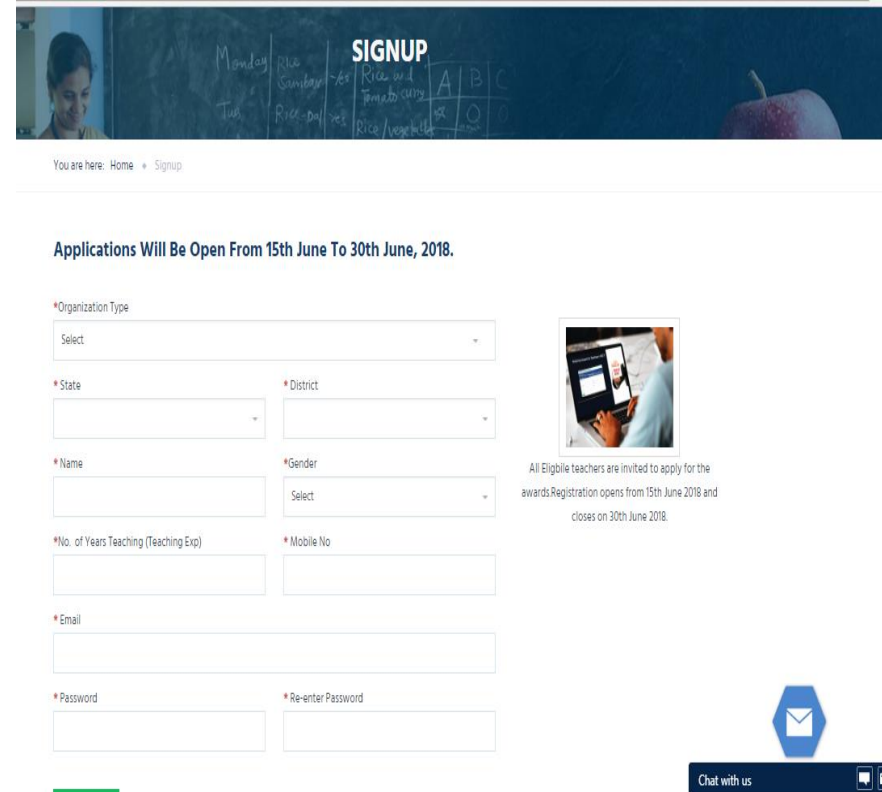
Visit Us [www.mhrd.gov.in](http://www.mhrd.gov.in)

**National Award to Teachers 2017**

GET IT ON Google play



Step 1: Click on "APPLY NOW" for awards



**SIGNUP**

You are here: Home • Signup

Applications Will Be Open From 15th June To 30th June, 2018.

\*Organization Type  
Select

\*State  
District

\*Name  
Gender

\*No. of Years Teaching (Teaching Exp)  
Mobile No

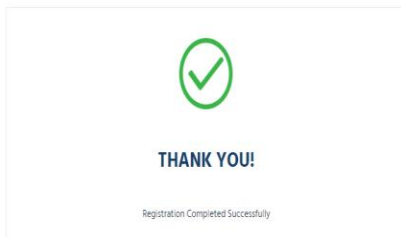
\*Email  
Password  
Re-enter Password

All Eligible teachers are invited to apply for the awards. Registration opens from 15th June 2018 and closes on 30th June 2018.

Chat with us

Step 2: Sign up by entering basic details.  
\* If it is a central government school, select the option "**Central Organisation**" similarly if it a state government school select "**Govt. and Aided schools under State/UTs**" in the

## STEP BY STEP PROCEDURE TO FOLLOW IN WEB PORTAL (Cont'd)



Step 3: Upon successful completion of registration you can login with your Mobile number and Password



Mobile No

Mobile No:

Password

Password

[Forgot Password](#)

Step 4: To login, enter your "Mobile number" and "Password"

## STEP BY STEP PROCEDURE TO FOLLOW IN WEB PORTAL(Cont'd)

PRIMARY INFO SCHOOL INFO PERSONAL ADDRESS CONTACT DETAILS PRINCIPAL INFO OTHER INFO

SERVICE RECORDS

\*Name

Full Name

\* Gender

Select Gender

Date Of Birth

Date Of Birth

\* Age

26

\*Designation

Your Designation

\* Aadhar Number

Aadhar Number

SAVE & CONTINUE

PRIMARY INFO SCHOOL INFO PERSONAL ADDRESS CONTACT DETAILS PRINCIPAL INFO OTHER INFO

SERVICE RECORDS

UDISE Code

UDISE Code

\* Name of school

School Name

\* State

Select State

\*District

District

\*Block / Mandal

Block / Mandal

\*Village / Town

Village / Town

\* PinCode

PinCode

\* School Type

Select School Type

\* School Category

Select Category

Date of Joining in the Teacher Service

Date of Joining in the Teacher Service

Date Of Joining This School

Date Of Joining This School

\* No Of Years of Teaching (Teaching Exp)

Years Of Experience

SAVE & CONTINUE

Step 5: Please fill all the information and click on " Save and Continue" button to move to the next section

## STEP BY STEP PROCEDURE TO FOLLOW IN WEB PORTAL (Cont'd)

PRIMARY INFO SCHOOL INFO PERSONAL ADDRESS **CONTACT DETAILS** PRINCIPAL INFO OTHER INFO

**SERVICE RECORDS**

\* Mobile Number **Verified**

\* Email id **Verified**

\* Alternative Mobile Number

9703040150

**SAVE & CONTINUE**

PRIMARY INFO SCHOOL INFO PERSONAL ADDRESS **CONTACT DETAILS** PRINCIPAL INFO OTHER INFO

**SERVICE RECORDS**

Total Enrolement

Total Enrolement

Duration Of Service

Year Month Days

Select Select Select

Subject(s)taught

Subject

Classes Taught

Classes Taught

Result At Public or Annual Examination(s)

Result At Public or Annual Examination

\* Any Other Responsibility Discharged

Any Other Responsibility Discharged

**ADD**

Total Enrolement	Year	Month	Day	Subjects	Classes	Result Public Examination	Responsibility Discharged

Step 6: Click on the verify button to receive a One Time Password (OTP) on the registered mobile number and email id given by you verification. Once verification is complete you can go to the next section

Step 7: In the Service records tab, enter the details requested and then click on "Save and Continue" button

# STEP BY STEP PROCEDURE TO FOLLOW IN WEB PORTAL (Cont'd)

## OBJECTIVE CRITERIA

### CRITERIA BASED ON PERFORMANCE

(1 / 3)

Objective Criteria > Criteria Based On Performance >



Teacher Profile

Objective Criteria

Criteria Based On Performance

Change Password

### OBJECTIVE CRITERIA

(1 / 8)

**1. Work Done By Teacher To Encourage Community, Parents, Alumni Etc. To Contribute To The School In Any Way E.G. Physical Infrastructure, Computers, Mid Day Meal, Funds, Books Etc. /**  
1. किसी भी तरह से स्कूल में योगदान करने के लिए समुदाय, माता-पिता, पूर्व छात्रों आदि को प्रोत्साहित करने के लिए शिक्षक द्वारा किया गया कार्य उदा। भौतिक आधारभूत संरचना, कंप्यूटर, मध्य भोजन भोजन, धन, किताबें इत्यादि।

Remarks / टिप्पणियों

Remarks

Supported Documents / समर्थित

दस्तावेज

Choose Files No file chosen

**1. Innovative Experiments (Like Use Of ICT, Joyful Learning Technique) Undertaken By Teacher For Greater Impact Of His/Her Teaching On The Students. Development And Use Of Appropriate Pedagogic Approaches In Day To Day Teaching Activities Including Teaching Learning Material, Low Cost Teaching Aids Etc. (Based On Number, Scale And Impact Of Innovations/Experiments)**

1. छात्रों पर अपने शिक्षण के बेहतर प्रभाव के लिए शिक्षक द्वारा किए गए अभिनव प्रयोग (जैसे आईसीटी, आनंददायक सीखने की तकनीक का उपयोग)। शिक्षण अधिगम सामग्री, कम लागत वाले शिक्षण साधन आदि सहित दिन-प्रतिदिन शिक्षण गतिविधियों में उचित शैक्षणिक उपकरणों का विकास और उपयोग। (संख्या, पैमाने और नवाचारों / प्रयोगों के प्रभाव के आधार पर)

Number of Innovations/ Experiments

नवाचारों/ प्रयोगों की संख्या

Number of Innovations/ Experiments

List of innovations/ experiments

नवाचारों/ प्रयोगों की सूची

List of innovations/ experiments

Impact of Innovation/experiments list of innovations/ experiments

नवाचारों/ प्रयोगों के प्रभाव नवाचारों/ प्रयोगों की सूची

Remarks

**Step 8: Fill all details under the questions in the "Objective criteria " tab and then click on " Preview and Submit"**

# STEP BY STEP PROCEDURE TO FOLLOW IN WEB PORTAL (Cont'd)



## OBJECTIVE CRITERIA

1. WORK DONE BY TEACHER TO ENCOURAGE COMMUNITY, PARENTS, ALUMNI ETC. TO CONTRIBUTE TO THE SCHOOL IN ANY WAY E.G. PHYSICAL INFRASTRUCTURE, COMPUTERS, MID DAY MEAL, FUNDS, BOOKS ETC. /  
1. किसी भी तरह से स्कूल में योगदान करने के लिए समुदाय, माता-पिता, पूर्व छात्रों आदि को प्रोत्साहित करने के लिए शिक्षक द्वारा किया गया कार्य उदा। भौतिक आधारभूत संरचना, कंप्यूटर, मध्य भोजन भोजन, धन, किताबें इत्यादि।

Remarks / टिप्पणियाँ  
Thank you

Supporting Documents  
सहायक दस्तावेज  
Choose Files  
Attachments Preview

2. PUBLICATION (RESEARCH PAPERS/ARTICLES IN INTERNATIONAL/NATIONAL JOURNALS(WITH ISSN), BOOKS (WITH ISBN), ETC.) IN THE LAST 5 YEARS  
/2. प्रकाशन (पिछले 5 वर्षों में अंतर्राष्ट्रीय / राष्ट्रीय पत्रिकाओं में आईएसएसएन) के साथ शोध पत्र / लेख, आईएसबीएन के साथ पुस्तकें, आदि)

International Level अंतर्राष्ट्रीय स्तर	Supporting Video (URL) / सहायक वीडियो (यूआरएल)	Supporting Documents सहायक दस्तावेज
10	http://graylogic.net/nat1/Profile.html	Choose Files
National Level राष्ट्रीय स्तर	Remarks / टिप्पणियाँ	
10	Thank you	
State Level / राज्य स्तर		
10		

3. ANNUAL PERFORMANCE APPRAISAL REPORTS OR OTHER PERFORMANCE APPRAISAL TOOLS OF LAST 3 YEARS  
3. पिछले 3 वर्षों के वार्षिक प्रदर्शन मूल्यांकन रिपोर्ट या अन्य प्रदर्शन मूल्यांकन उपकरण

2014 -15	<input checked="" type="checkbox"/> Outstanding / उत्कृष्ट <input type="checkbox"/> Very Good / बहुत अच्छा <input type="checkbox"/> Good / अच्छा <input type="checkbox"/> Not Applicable / लागू नहीं	Supporting Video (URL) / सहायक वीडियो (यूआरएल)
2015 -16	<input checked="" type="checkbox"/> Outstanding / उत्कृष्ट <input type="checkbox"/> Very Good / बहुत अच्छा <input type="checkbox"/> Good / अच्छा <input type="checkbox"/> Not Applicable / लागू नहीं	Remarks / टिप्पणियाँ
2016 -17	<input checked="" type="checkbox"/> Outstanding / उत्कृष्ट <input type="checkbox"/> Very Good / बहुत अच्छा <input type="checkbox"/> Good / अच्छा <input type="checkbox"/> Not Applicable / लागू नहीं	Thank you

## B) PROMOTION OF NATION BUILDING AND NATIONAL INTEGRATION

ब) राष्ट्र निर्माण और राष्ट्रीय एकीकरण का प्रचार

Remarks

टिप्पणियाँ

Thank you

Supporting Documents

सहायक दस्तावेज

Choose Files

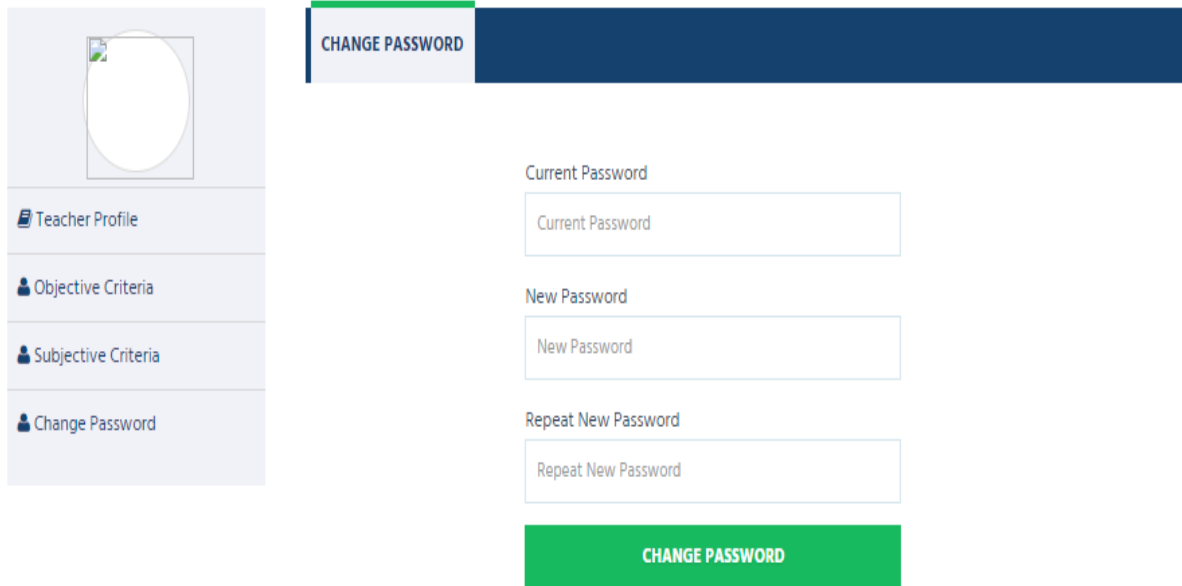
FINAL SUBMIT

Step 9: In case of any change to be made in the application, make the required changes before submission. NO FURTHER CHANGES ARE PERMITTED ONCE FINAL SUBMISSIONS IS MADE



# HOW TO CHANGE PASSWORD

[www.nationalawardtoteachers.com/application.html](http://www.nationalawardtoteachers.com/application.html)



**CHANGE PASSWORD**

Current Password

New Password

Repeat New Password

**CHANGE PASSWORD**

**Click on  
change  
password**



**Enter Current  
Password**



**Enter New  
password**



**Click on  
"Change  
password"**

**We wish you all the best**

**For any queries:**



**Call us on :**

\_\_\_\_\_



**Email**

**id:**

\_\_\_\_\_



**National Award to**

**Teachers 2017**



**THANK YOU..**